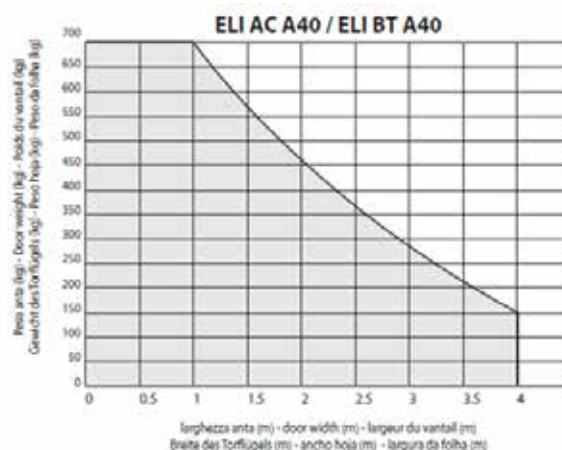
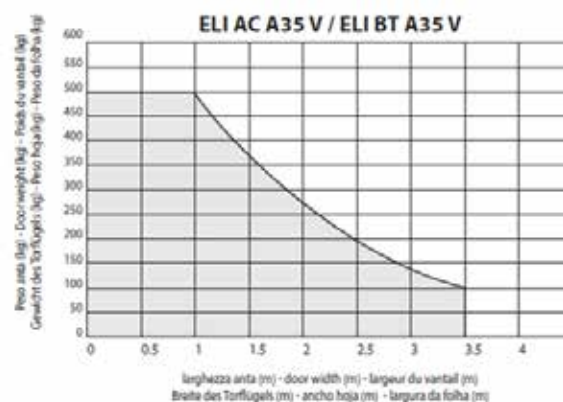
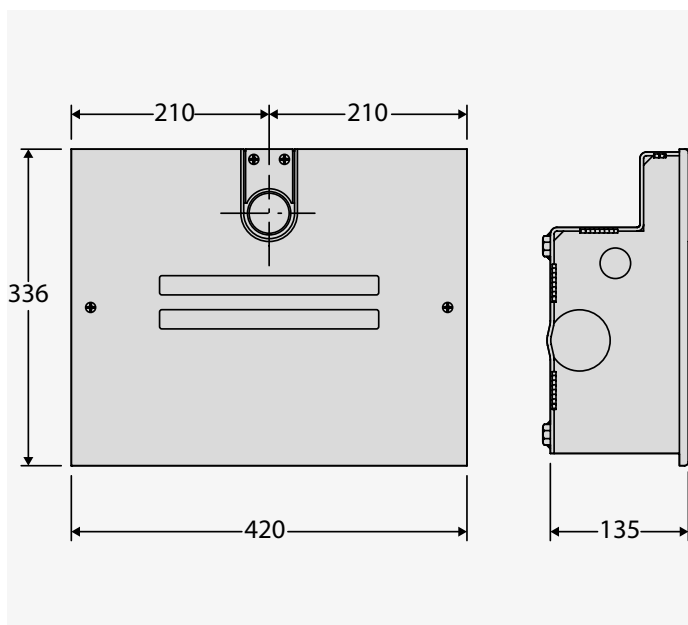




A complete range of in-ground non-reversible electromechanical operators for swing gates up to 4m long with 24V technology. The integrated mechanical stops for both opening and closing, allowing the option of a simple installation by reducing the need for physical stops. The encoder-based limit switch system offers precision and quick installation.

Dimension (mm)



Technical features

	ELI BT A35 VELOCE	ELI BT A40
Motor voltage	24 V	24 V
Compatible control unit	THALIA, THALIA P	THALIA, THALIA P
Max. width of door/gate wing	3,50 m	4 m
Max. length gate panel without electric lock	2 m	2,50 m
Max. motor torque	250 Nm	350 Nm
Max. opening cycles per hour	50	Continuous
Maximum angle	120 °	120 °
Speed	2 Rpm	1,10 Rpm
Opening time to 90°	10" (with slowdown)	14" (with slowdown)
Limit switch standard	Relative encoder	Relative encoder
Limit switch optional	Magnetic	Magnetic
Mechanical stops	OP+CL	OP+CL
Release	Lever or lever with personalised key	Lever or lever with personalised key
Impact reaction	Electronic clutch (with control panel)	Electronic clutch (with control panel)
Protection rating	IP67	IP67
Environmental conditions	-20 ÷ 55 °C	-20 ÷ 55 °C