

P ▲ R ▲ G ▲ D O X™

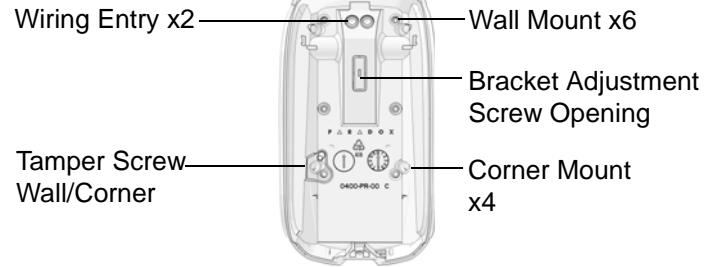
# NV75M/MX

## Installation Manual V1.0

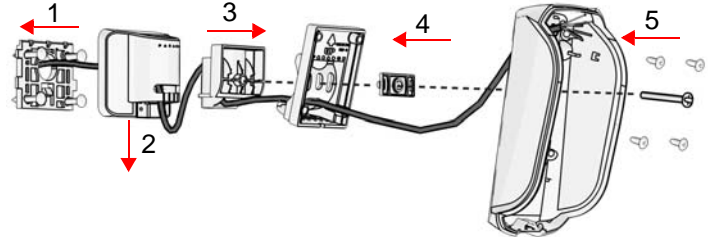
### 16 Meter Indoor Dual Mironel Optics with Anti-Mask and Pet Immunity Dual Detector



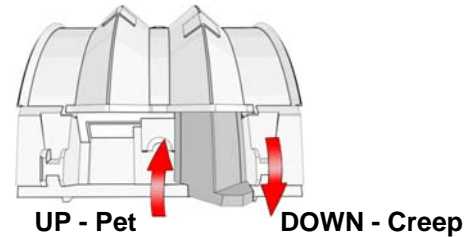
#### Wall Mount



#### Bracket Mount



#### Creep Zone/Pet Selection



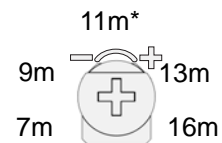
Remove detector assembly as described in Fig. 1. When selector is UP, Pet Mode; when DOWN, Creep Zone is active and there is no Pet Immunity. **Above 2.4m Pet Immune should be OFF (lever down Pet OFF, see installation height note\*.**

#### Dip Switch Settings

Table 1

DIP SWITCH	OFF	ON (DEFAULT)
1. LED	OFF	ON
2. EDGE	DUAL	SINGLE
3. PET IMMUNE	OFF	ON

#### Sensitivity Settings



#### LED Display

Feature	LED Status Indicator
Tamper open	Green: ON for 0.3 seconds every 30 seconds
PIR sensitivity level setting	Green: Flashes 1-5 times according to the selected level
Alarm detection	Red: ON for 3 seconds
Booting/Tamper close	Green/Red alternating flashes for 45 seconds
Anti-mask detection	Flashes orange rapidly (pre-alarm state) and then constant orange when in alarm.

#### General Description

The NV75M/MX is an indoor industry-leading detector providing superior 16 meter detection with rock solid stability thanks to the revolutionary dual Mironel Mirror/Fresnel PIR optics. Combined with Paradox true Pet Immunity and best-in-the industry active Anti-Mask technology (EN Grade 3). The NV75M/MX provides an unmatched high security solution for any indoor installation.

#### Installing the NV75M/MX (Fig. 1)

##### Please Read

##### Installation Height:

**Pet Immune ON** - 2.0m/6.6ft to 2.4m/7.8ft

**Pet Immune OFF** - 2.0m/6.6ft to 2.8m/9ft (lever down)\*

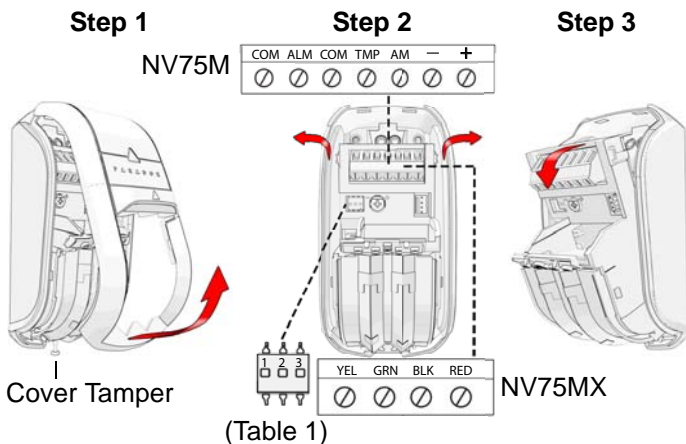
\*For installations higher than 2.6m, when needed, tilt the detector down a few degrees for best detection results; use of a bracket is recommended.

##### Power Up (30 sec.):

Powering up the detector takes about 30 seconds, indicated with green/red flashing; indicates PIR stabilizing.

##### Anti-Mask Calibration:

Once detector is stabilized, as mentioned above, open and close the tamper to initiate. Anti-Mask calibration may take up to 60 seconds. Keep away from the detector, at least 2 meters / 6 feet during calibration, indicated by flashing green/red LED. Once completed, the detector is ready.



## Programming the NV75MX via Keypad or BabyWare

### Via Keypad

1. Enter EVO Installer Programming Mode, programming section **4003**.
2. Enter the detector's 8-digit **Serial Number**. Enter the 3-digit Section as per Table 2.

**Table 2**

#### Section [001]:

Bit	Function	Status/Description
[1]	LED	<b>On:</b> LED <b>ON</b> (default) <b>Off:</b> LED <b>OFF</b>

#### Section [002]:

Bit	Function	Status/Description
[3]	Pet Immune	<b>On:</b> <b>PET ON</b> (default) <b>Off:</b> <b>Pet OFF</b>
[4]	Edge	<b>On:</b> <b>Single</b> (default) <b>Off:</b> <b>Dual</b>

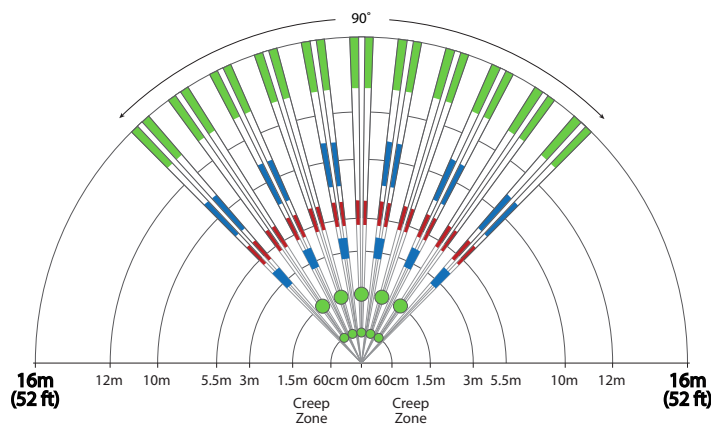
#### Section [003]: 000 (Low) to 004 (Max)

### Via BabyWare

1. Double-click the serial number of the NV75MX to open the detector's programming.
2. Configure the required settings.

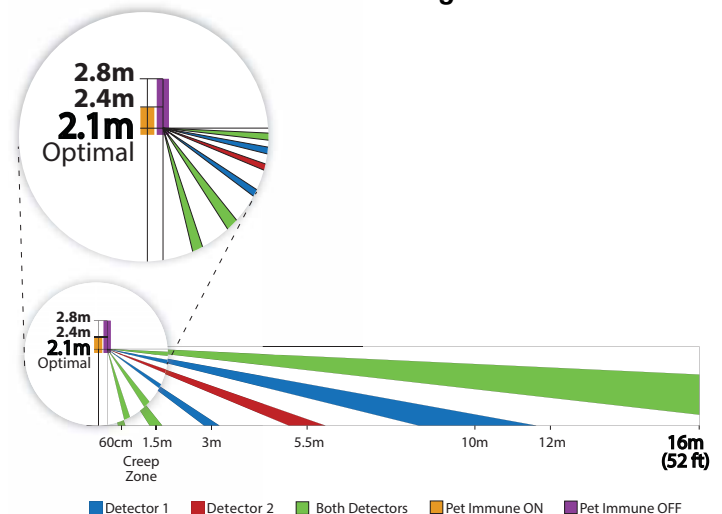
## Beam Patterns

### Top View



### Side View

*\* Read installation height note\**



## Warranty

For complete warranty information on this product, please refer to the Limited Warranty Statement is found on the website: [www.paradox.com/terms](http://www.paradox.com/terms) or contact your local distributor. Specifications may change without prior notice.

## Patents

US, Canadian and international patents may apply. Paradox is a trademark or registered trademark of Paradox Security Systems (Bahamas) Ltd.

## Technical Specifications

Specification	Description
IR Movement Detection	2 detectors, 2 dual element sensors, 2 Mironel Optics
Optics	Two Mironel Mirror/W Fresnel optics with mechanical Pet / Creep Zone
Coverage	16 meters/52 feet; 90° - complies with EN50131-2-2 Grade 3
Anti-Masking	Active IR with Dual detectors, blocking items up to 30cm and lens applied materials including clear lacquer; meets and exceeds EN50131-2-2 Grade 3.
Pet Immunity	Pet up to 50cm will not be detected
Single/Dual Edge	Infrared detection requires entry or exit in single-mode; in Dual-edge, entry and exit is required for both detectors
Creep Zone	Mechanically selectable Creep Zone detection 1.5m/4ft. (cancels Pet Immunity when active)
Power - Wired Models	NV75M/NV75MX 23mA
Operating Temperature	-35° to 50° C (-31° to 122° F)
Relative humidity	95% non-condensing
Tamper	Dual - Cover and Wall
Dimensions	128 x 62 x 54 mm/ 5.1 x 2.4 x 2.1 in
Weight	120 gr/ 0.3 lb
Certifications	CE, EN50131-2-2 Grade 3, Class II